

Dot





# Let's Draw Dots

**To Parents:** The purpose of this book is learning how to manipulate crayons. This activity starts with drawing dots. Make sure your child holds the crayon in the drawing position and not the coloring one.

Good Job!

Reward  
Sticker

Draw over . Then draw more seeds on the watermelon and strawberries.






# Let's Play on the Slides

To Parents: Offer encouragement by saying, "Sliding down, sliding down" as your child draws diagonal lines.



Help the animals slide down. Draw diagonal lines from  to .





# Let's Draw Alligator Teeth

To Parents: This is an activity to draw zigzag lines. Guide your child to draw sharp points at each corner.



Draw zigzag lines from  to  to make alligator teeth.

