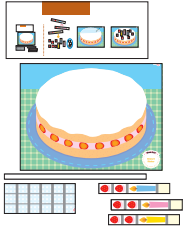




Let's Decorate the Cake

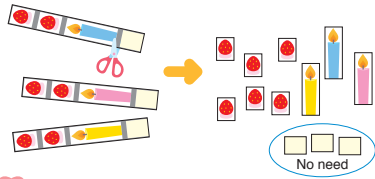
To Parents: This activity gives practice cutting along the lines. Cut the thin gray lines for your child first.

Parents

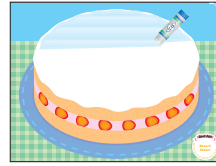


Cut the thin lines.

How to Play

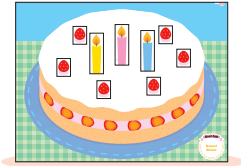


1 Cut each strip into smaller pieces by cutting the gray lines.



2 Apply glue in the white cake area.

Complete



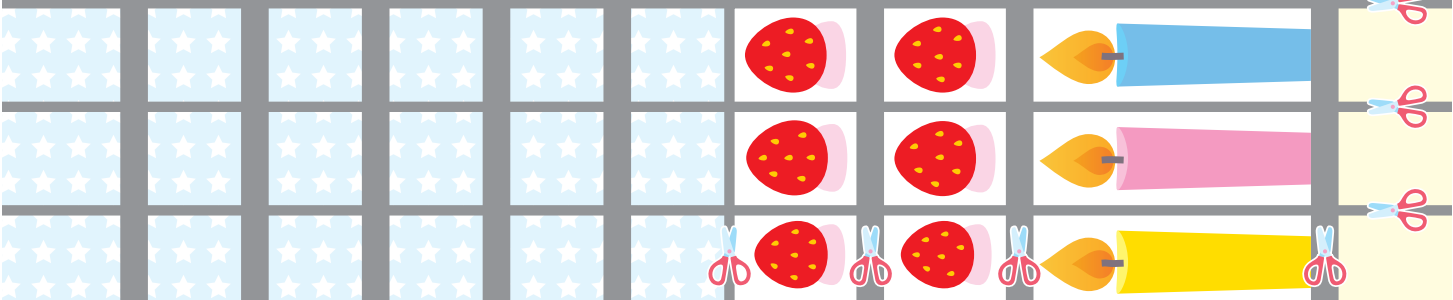
3 Place the cut pieces of strawberries and candles anywhere you like.

Cut the gray, horizontal lines.



Use these for page 6.

Use these for this page.



Cutting



Let's Make a Lion's Mane


To Parents: This gives practice in stopping cutting at a specific point.

Parents



Cut the gray line.

How to Play



Make cuts in the green area to make a lion's mane.

Complete



Cut the gray line.



Cutting

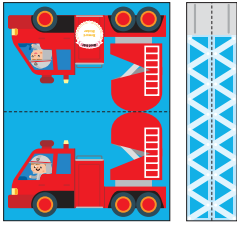


Let's Make a Fire Truck

To Parents: The activities from this page forward become more intricate. Assist your child through the steps of each activity.

How to Make

How to play with what you make is on the next page.



1 Cut the thick gray lines.



2 Fold the truck and make it stand up.



3 Fold the ladder and place it on top of the truck.



Complete

Cut this line first.

