

Cut and Paste



# Let's Watch the Fireworks


**To Parents:** The following activities are designed to provide your child with cutting and gluing practice. Have your child begin by cutting out the fireworks. Then have him or her place the cutouts on the picture before gluing them in place.



Cut out the fireworks. Glue them onto the picture wherever you like.



Parents: Cut this line for your child.




# Let's Find the Matching Shapes

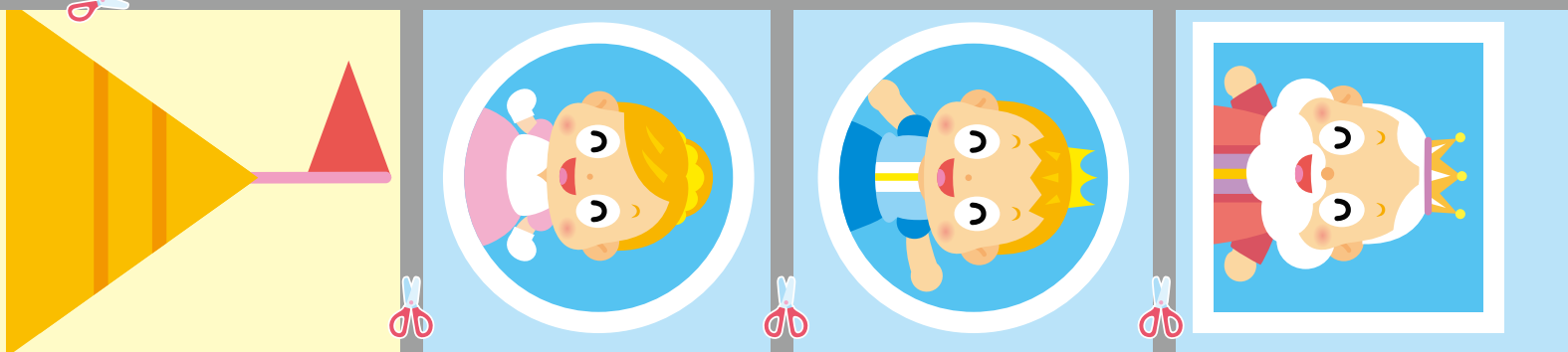
**To Parents:** The following activities are designed to provide your child with cutting and gluing practice. Have your child begin by cutting out the king, prince, princess, and castle piece. Then have him or her place the cutouts correctly on the page **before** gluing them in place.





Cut out the picture shapes. Then, glue them on the shadow shapes that match.



Parents: Cut this line for your child.





Cut out the foods.  
Then, glue them on the plate.

Parents: Cut this line for your child.

<p>Do not use.</p>				
<p>Do not use.</p>				