



Let's Match the Umbrellas

To Parents: This activity is designed to help your child differentiate between various colors and shapes. Have your child draw a line from each example umbrella on the left to the one it matches on the right.

Month	Day	Name



Draw a line from each umbrella on the left to its match on the right.

Example



Let's Match the Picnic Items






To Parents: With your child's help, point to and name each item in the example box. Then, have your child draw a line from each item in the box to the matching item in the picture. It is not important that your child draws a straight line, rather the goal is to match similar objects.

Month	Day	Name



Draw a line from each picnic item on the left to its match on the right.

Example



Let's Find Who's Hiding

To Parents: The focus of this activity is matching wholes with parts. Guide your child to point to and name each animal in the example box (monkey, giraffe, elephant, snake, lion, rhinoceros, parrot). Then, have your child draw a line to connect each matching part.

Month	Day	Name
-------	-----	------



Draw a line from each animal on the right to where it's hiding on the left.

