




Let's Match the Animals


To Parents: This activity is designed to help your child identify similar objects. Guide your child by pointing to the elephant and saying, "This animal is an elephant. Where is the other elephant?" Repeat the process with the rabbit.




Point to the animal that matches the one in the example.



Example



Example






Let's Match the Clothes






To Parents: Guide your child by pointing to the hat and saying, "Look at the colors and shape of the hat and find another hat that looks the same." Repeat the process with the shorts.






Point to the object that matches the one in the example.



Example



Example



Let's Match the Trucks

To Parents: Guide your child by pointing to each utility truck in the example box and asking, "What kind of truck is this?" Say the name of each truck, and then have your child identify its match. Repeat for all of the trucks.

Good Job!

Reward Sticker

Which truck matches each of the trucks in the example?
Point with your finger.

Example

