


Let's Find a Match

To Parents: This activity gives practice in noticing the differences among objects. Call attention to the characteristics of the different shapes and colors if your child does not recognize the match right away.


Month	Day	Name





Find each set of 2 hamsters that are the same.
Draw a line between each match.





Example























Let's Find Shapes and Colors

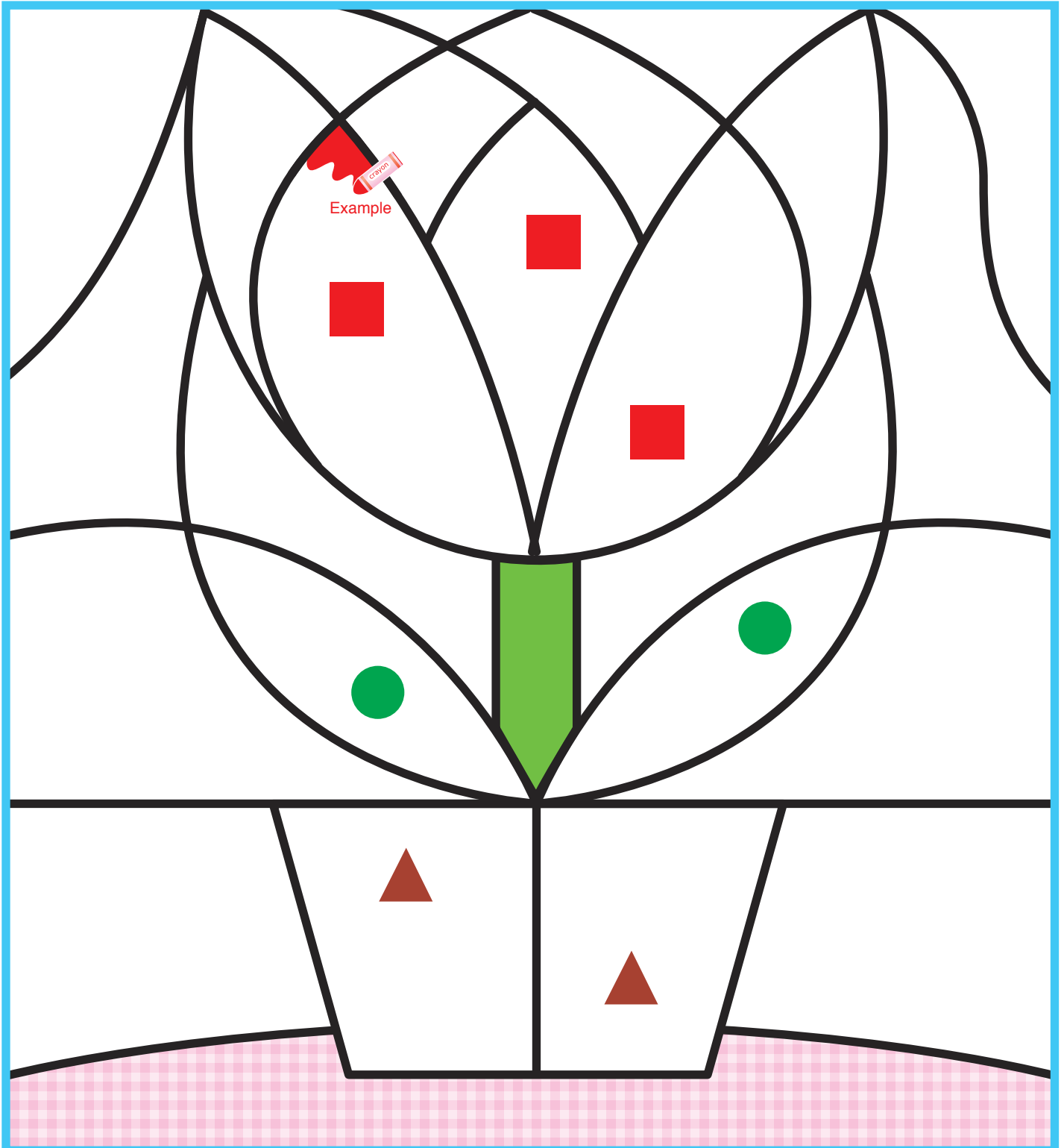
To Parents: This activity gives practice in recognizing different shapes and colors. When your child has finished coloring, ask what object appears.



Month	Day	Name
-------	-----	------



Color **red** the shapes that contain a . Color **green** the shapes that contain a . Color **brown** the shapes that contain a . What picture will appear?




Let's Find a Match

To Parents: This activity gives practice in distinguishing characteristics. The changes in direction and size can make this activity difficult. If your child finds all five objects, praise them.

Month	Day	Name



There are sweets hiding in the castle.
Find each sweet and draw a line to its match on the bottom.



Example