

Let's Glue It in Place



To Parents: This is an activity to foster fine motor skills. Cut out the pancake at the bottom right of the page and give it to your child to glue in place. Your child should glue the pancake so that it stays within the boundaries of the plate.



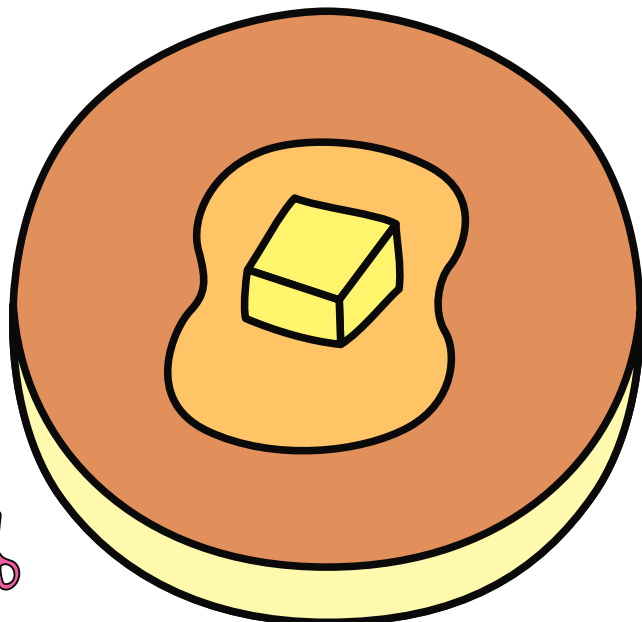
Month	Day	Name



Place the pancake on the plate. Then, pretend to eat it.



Parents: Cut this line for your child.



Let's Color the Vegetables


To Parents: This is an activity to foster your child's ability to pick the appropriate color. Make sure your child chooses the same color as the vegetable.



Month	Day	Name
-------	-----	------



Color each white circle with the matching color for each vegetable.



Let's Find the Animal Tails

To Parents: This activity fosters the ability to look at parts and determine what the whole looks like. Help your child name the animals if he or she does not know them.



Month	Day	Name



Look at the picture in each . Find the animal that has each tail. Point to the tail, and then point to its matching animal. Say the name of the animal out loud.

